

What will my child learn at Lorne Primary School in Primary 1?



The Scottish curriculum in nursery and primary school consists of these areas of learning

- Numeracy & Mathematics
- Literacy & English Language
- Sciences
- Technologies
- Languages
- Expressive Arts
- Social Subjects
- Health & Well-being
- Religious & Moral Education

Each area of learning has a set of outcomes and experiences which most children will progress through at Early, First & Second Levels.

Most children will move through the following levels

- Early Level in Nursery and P1
- First Level in P2, P3 & P4
- Second Level in P5, P6 & P7

We will assess your child's learning in many ways throughout the year

- Formative assessment when teachers and children observe, discuss and evaluate how learning has progressed and make targets for next steps in learning.
- Summative assessment when teachers and children will summarise how well learning has progressed at a certain time.
- Standardised assessment when children will be tested to see how they are progressing and what their next steps in learning should be.

At Lorne Primary School, our curriculum has been designed into 'discrete areas of learning' and 'interdisciplinary learning themes'. We also teach literacy and numeracy across learning where children use and apply skills in different learning areas.

Our discrete areas of learning are maths, English, French at P6 & P7, physical education and religious & moral education.

Our interdisciplinary learning themes consist of sciences, technologies, expressive arts, health & well-being and social subjects. An example of a theme is 'The Vikings in Scotland', 'Cook My Own Lunch' or 'Design a Theme Park'. Within these themes children learn skills, knowledge and attitudes from across the areas of learning above.

What will my child need to bring to school?

We ask that children come to school with

- a school bag
- a reading pocket (which can be bought from the school office) to keep books clean
- a packet of paper handkerchiefs in their school bag
- writing pencils, eraser, ruler, sharpener



From time to time we may ask for a small amount of money to help with the cost of cooking, school excursions and fund-raising. If you need help with costs, please contact the headteacher in confidence and an agreement will be reached.

How is my child expected to behave at school?

We expect all children to stick to the following 4 rules which are displayed around the school and which are discussed frequently in school.

- **Learning rule:** learn all you can
- **Respect rule:** treat others as you would like to be treated
- **Safety rule:** play and learn safely at all times
- **Problem solving rule:** solve problems in a peaceful manner



Homework in Primary 1

Homework will be a maximum of 15 minutes per night in P1.

Reading homework: each child will bring home a book and there will be an instruction in the reading diary for the parent to read.

Maths homework: each child will practice some maths work that they have been working on in class.

Phonics/ spelling/ writing homework: each child will practice some phonics/ spelling/ writing.

If your child cannot do the homework, please try helping. If this does not work, please stop the homework and speak to your class teacher for guidance.

Other homework may be given from time to time. There will be a parent hint or explanation in the homework diary.

Library & 'Choice Books'

P1 children will borrow books from the school library or class 'choice books' every week. Don't worry if they cannot read the book- they have chosen it because they like the look of it and want to see what the book is about.



How can I help with homework?

1. Check the homework diary and make sure homework has been done. Sign the diary and write any feedback for the class teacher.
2. Make sure your child has writing pencils, eraser, ruler, colouring pens and somewhere quiet to work at a table.
3. Try to have a routine for homework- some parents find it helpful to have the same time for homework each day (straight after school, after eating, after an activity)
4. Supervise the homework but don't do it for your child.
5. Talk and play with your child. Talking and listening, turn-taking and sharing skills are very important in Primary 1.

Reading:

- Listen to your child reading the words in the book.
- Read the words at the same time as your child is reading them so that if there is a tricky word your child can miss it out but still make sense of the words.
- Read the words and stop so that your child has to read the next word out loud
- Ask questions about the book. Try asking Who? What? Where? When? Why? Questions.
- Say something about the book and ask your child to tell you if this is True or False.



Phonics, spelling and writing:

- Use the letters and words that are sent home to practice saying the sounds of the letters (the children will learn the names of the letters later) We have CD's which explain how English sounds are spoken for parents whose first language is not English.
- Use the letters we send home to make up words. See who can make up the most words. How quickly can you make up the words? Can you think of a word that rhymes?
- Practice writing the letter shapes using the practice sheets we send home. Children who can write the letter shapes correctly find spelling easier too.
- Try displaying the words your child is working on somewhere in the house (fridge, kitchen notice board, back of bedroom door)



Maths:

- Use the numbers and other materials we send home to play number games like 'find the missing number', 'put the numbers in order', 'set out the numbers backwards', 'count forwards in 2's'
- Look for numbers when you are out and about and practice saying them (bus numbers, door numbers etc)
- Count at home (How many spoons are on the table? How many forks do I need now? Looking for numbers on packets of food)

What will my child need to do before starting P1?

It is good for your child's confidence if they can do some of the following before starting P1. If they can't do all of these things, please don't worry- they will soon learn with support in school.

- Use the toilet
- Wash & dry their hands
- Dress/ undress for physical education
- Use a handkerchief
- Take turns & share
- Play a game
- Listen to a story
- Ask a question
- Know the names of colours, know some numbers (0 to 5)
- Know some letter sounds (e.g. the sound that their name begins with)
- Write their name

Primary 1 'discrete areas of learning'

In English the children will learn about...

- Letter sounds and names. Learn new words and how to say, write and spell these.
- Tricky words that don't stick to the spelling rules.
- The first most common hundred words in English.
- Rhyming words and words that sound or look the same.
- Joining letters together to make 'blended sounds' like 'ou', 'ai' and 'ee'
- Joining letters together to make common parts of words like '-ing', '-ed' and '-ull'
- Using a capital letter, full stop and spaces between words.
- Using simple joining words like 'and', 'or' and 'because'.
- Choosing stories to watch, read or listen to. Explaining what I like and don't like.
- Talking about characters and events in stories.
- How to listen or watch for information. Using books and computers to find information.
- Asking questions and linking ideas.
- Sharing my feelings, ideas and views.
- How to write down my ideas. How to invent my own characters and events in stories.



In Maths the children will learn about...

- The value of numbers, counting, ordering and writing numbers, adding and subtracting numbers.
- How to make number sequences and how to count on and count back.



- How to share amounts and group amounts. How to split a whole object into smaller parts.
- Size, length and weight. How to compare these. How to measure things.
- How to use money. How to recognise coins.
- Seasons, days of the week, months of the year and how to tell the time using clocks.
- Shapes and matching objects.
- Directions, positions and symmetry.
- Gathering, organising and displaying information.
- Using signs, charts and information around me.
- Solving problems using maths skills.

In Physical Education the children will learn about...

- The human body and use how be active and healthy.
- How to move the body well, how to manage and control the body and how to use and share space.



In religious & moral education the children will learn about ...

- Christian stories, images, music and poems,
- Beliefs Christian people have about God and Jesus.
- What is fair and unfair and the importance of caring for, sharing and cooperating with others.
- The importance of celebrations, festivals and customs in Christian people's lives and religious people's lives.
- The beliefs of the world religions I am learning about.
- Respect for others and of their beliefs and values.



Primary 1 'interdisciplinary learning themes'

This year, these will be...

Term 1: <THEME NAME>

Term 2: <THEME NAME>

Term 3: <THEME NAME>

Term 4: <THEME NAME>




In these themes, we will be learning about...


- Living things in the environment over time and am becoming aware of how they depend on each other.
- Growing plants and naming their basic parts. Talking about how they grow and what I need to do to look after them.
- Using a wide range of toys and common appliances. Explaining 'what makes it go' and say what these things do when they work.
- How water can change from one form to another.
- The sky, the sun, moon and stars.
- Simple types of forces and their effects.
- Staying safe when using electricity and the importance of electricity in our daily lives.
- Making sounds.
- My growing body and the correct names for its different parts and how they work.
- My senses and how to use them to explore the world around me.
- Similarities and differences we share and how we are all unique.
- Materials and selecting materials for different purposes.
- Science in the world around me.



- Life in the past and how this was different from life today.
- My local environment, the wonder of nature and caring for the environment.
- How to reduce, re-use and recycle resources and care for the environment.
- Where foods come from as I choose, prepare and taste different foods.
- Modelling and drawing to represent the world around me.
- Transport and how I can travel.
- Learning outdoors in different weather, describing and recording the weather, its effects and how it makes me feel.
- How different types of evidence can help me to find out about the world around me.
- My local community and the different roles people have and how they can help.
- local shops and services and how they provide us with what we need in our daily lives.



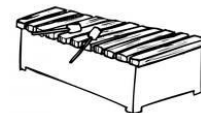
- How to express my feelings and manage my emotions. How to get emotional support from other people.
- How to behave appropriately towards other people. How to make friends, share, be fair, show respect and build positive relationships.
- The rights to which I and others are entitled and the responsibilities attached to these.
- How to contribute to making my school community one which values individuals equally and is a welcoming place for all.
- Representing my class, school and wider community and how this can improve my self-worth and confidence.
- How to assess and manage risk, to protect myself and others. How to respond in emergency situations.
- How to travel safely.
- The wider world of work.
- My own and others' needs and feelings especially when taking turns and sharing resources. Following rules.



- Being active and healthy. How my body changes during activity. Healthy and diverse diet. Where foods come from.
- Personal hygiene.
- Medicines and harmful substances.
- Getting help in unsafe situations and emergencies.
- My growing body, the correct names for its different parts and how they work.
- Respect for my body and what behaviour is right and wrong, who I should talk to if I am worried about this.
- Where living things come from and about how they grow.
- How to look after a baby.



- Performing for audiences and being part of an audience.
- Creating images and objects using a variety of materials.
- Recording from my experiences.
- Working on my own and with others, using my curiosity and imagination to solve design problems.
- Talking about the work of artists, musicians and designers.
- Moving rhythmically, expressively and playfully in dance.
- Expressing my ideas, thoughts and feelings in art, dance, music and drama.
- How to use my voice, movement, and expression in role play and drama.
- Using drama to explore real and imaginary situations, helping me to understand my world.
- Singing and playing along to music of different styles and cultures.
- Using my voice, musical instruments and music technology to discover and enjoy playing with sound and rhythm.



- How to reduce, re-use and recycle resources.
- *Using software to solve problems and present my ideas, thoughts, or information.*
- *How to explore and use technologies to communicate with others within and beyond my place of learning.*
- *Taking photographs and recording sound and images.*
- Using problem solving strategies, navigation and co-ordination skills, as I play and learn with electronic games, remote control or programmable toys.
- Handling, tasting, talking and learning about different foods, discovering ways in which eating and drinking may help us to grow and keep healthy. Discover where foods come from.
- Selecting and working with a range of materials, tools and software. Exploring ways to construct models or solve problems.
- Representing my ideas in imaginative ways.



Useful websites to help parents with their children's learning

www.educationscotland.gov.uk/parentzone/index.asp Information about education in Scotland.

www.educationscotland.gov.uk/the-curriculum Information about the Scottish curriculum.

www.educationscotland.gov.uk/learningteachingandassessment Information about how children are assessed in schools.

www.bbc.co.uk/scotland/learning/?tab=primary BBC Scotland learning site.

www.bbc.co.uk/schools/websites/4_11/index.shtml BBC Scotland curriculum site.

www.parentnetworkscotland.org.uk/site/ Parent support Scotland.

www.educationscotland.gov.uk/supportinglearners/additionalsupportneeds/index.asp Information about how children with additional support needs can be supported.

www.ealedinburgh.org.uk Information for bilingual learners.

www.edinburgh.gov.uk/info/827/education_and_learning Support for parents in Edinburgh' schools.